

BIO-ETHANOL

FIREPLACES COLLECTION



Bio-Blaze

[WWW.BIO-BLAZE.COM](http://WWW.BIO-BLAZE.COM)

# CONTENTS



**06** WALL  
MOUNTED



**22** FREE  
STANDING



**38** TABLE  
FIREPLACES



**46** BURNERS



**51** ACCESSORIES

---

## OVER ONS....

---

BIO-BLAZE<sup>®</sup>, EEN **BELGISCH** FAMILIEBEDRIJF OPGERICHT IN 2002, DAT ZICH RICHT OP HET AANBIEDEN VAN REVOLUTIONAIRE HAARDEN WAARVOOR **GEEN SCHOORSTEEN** NODIG IS, NL. BIO-ETHANOL HAARDEN.

BIO-BLAZE<sup>®</sup> PRODUCTEN WORDEN GEASSEMBLEERD IN ONZE EIGEN FABRIEKEN GEVESTIGD IN BELGIË EN DE VS WAARDOOR WIJ **VEILIGE** PRODUCTEN VAN DE **HOOGSTE KWALITEIT** KUNNEN AANBIEDEN.

BIO-BLAZE<sup>®</sup> OPEN HAARDEN EN BRANDERS ZIJN **ALLEN GEPATENTEERDE, GETESTE EN GOEDGEKEURDE PRODUCTEN.**

BIJ ZOWEL HET RENOVEREN VAN EEN BESTAANDE OPEN HAARD, OF WANNEER U OP ZOEK BENT NAAR EEN “OUT-OF-THE-BOX” OPLOSSING, BIEDT BIO-BLAZE<sup>®</sup> U EEN BREED SCALA VAN **INNOVATIEVE** PRODUCTEN DIE **ONTWORPEN** ZIJN OM AAN ALLE BEHOEFTE TE VOLDOEN OP HET GEBIED VAN HAARDEN.

# OVER ...

## Over onze haarden

Geen schoorsteen! Geen gas! Geen rook! Dit betekent dat iedereen kan genieten van de warmte van een echte vlam. De Bio-Blaze® haarden die werken op bio-ethanol brandstof vereisen geen schouw en behoeven geen externe verbinding (gas of elektriciteit).

Het ontwerp van de haarden is specifiek gemaakt voor zowel binnen als buiten en als decoratie. Hun natuurlijke gele vlammen creëren onmiddellijk een gezellige sfeer. In een appartement, huis, loft, op een balkon of in een tuin, kan men deze makkelijk plaatsen of installeren.

## Over Bio-ethanol

Bio-Blaze® Bio-ethanol is een hernieuwbare energiebron die bekomen wordt uit de gisting van suiker of zetmeel van tarwe, maïs, suikerbieten, suikerriet, rode biet, en alle suikers of zetmeel waaruit alcohol kan worden gewonnen.

Het is dus een 100% biologisch product. De verbranding van bio-ethanol resulteert in een schone emissie: warmte, stoom en kooldioxide. Daar ze geen schoorsteen of afvoer vereisen, zijn Bio-Blaze® open haarden vaak een 'groen' alternatief in nieuwe huizen en een perfecte keuze in appartementen waar geen schoorsteen aanwezig is. De warmte die door de verbranding van bio-ethanol vrijkomt, blijft in de kamer zodat de verbranding van Bio-Blaze® bio-ethanol efficiënt en effectief is.

## Over safer bio-fuel

SAFER-BIO-FUEL™ is een revolutionaire nieuwe soort brandstof voor afvoerloze open haarden. Het is niet-ontvlambaar waardoor het zeer veilig is om mee te werken en in gebruik; Zeer veilig en efficiënt. SAFER-BIO-FUEL™ brandt "schoon", is niet-toxisch, produceert geen roet, rook, en giftige stoffen en laat geen residu achter. Het is een duurzame, hernieuwbare, milieuvriendelijke brandstof... en volledig groen. SAFER-BIO-FUEL™, is de veilige brandstof voor de toekomst van open haarden zonder schouw of afvoer.



# 01 - DIAMOND I



L 790 x H 625 x D 200 mm  
L 31" x H 24.5" x D 7.5"



22 kg  
49 lbs



3 x 0.33 L  
3 x 0.35 qt  
round burners with reducers



+/- 3 hours



2 KW  
6 824 BTU



Designed by  
DBK



## 02 - DIAMOND II



L 790 x H 625 x D 200 mm  
L 31" x H 24.5" x D 7.5"



22 kg  
49 lbs



1.2 L  
1.27 qt  
adjustable flame



+/- 3 hours



2 KW  
6 824 BTU



Designed by  
DBK





## 03 - SQUARE SMALL I & II



L 880 x H 550 x D 163 mm  
L 34.5" x H 21.5" x D 6.5"



35 kg  
79 lbs



- Square I : 3 x 0.4 L  
3 x 0.43 qt
- Square II : 2 x 1.2 L  
2 x 1.27 qt  
(adjustable flame)



+/- 3 hours



Square I : 2 KW - 6 824 BTU  
Square II : 3.6 KW - 12 283 BTU



Designed by  
DBK



This installation procedure is similar for the Square Small I, Large I and XL I (Installation Square II see page 13).

# 04 - SQUARE LARGE I & II



L 1101 x H 550 x D 163 mm  
L 43" x H 21.5" x D 6.5"



45 kg  
92 lbs



- Square I : 4 x 0.4 L  
4 x 0.43 qt
- Square II : 2 x 1.2 L  
2 x 1.27 qt  
(adjustable flame)



+/- 3 hours



Square I : 2.6 KW - 8 877 BTU  
Square II : 3.9 KW - 13 307 BTU



Designed by  
DBK



This installation procedure is similar for the Square Small II, Large II, XL II and Vertical (Installation Square I see page 11).

# 05 - SQUARE XL I & II



> SQUARE XL II



L 1501 x H 550 x D 163 mm  
L 59" x H 21.5" x D 6.5"



68 kg  
149 lbs



- Square I : 6 x 0.4 L  
6 x 0.43 qt
- Square II : 3 x 1.2 L  
3 x 1.27 qt  
(adjustable flame)



+/- 3 hours



Square I : 4 KW - 13 657 BTU  
Square II : 5.4 KW - 18 425 BTU



Designed by  
DBK



> SQUARE XL I

6 burners



> SQUARE XL II

3 adjustable burners



> OPTIONAL GLASS

# 06 - SQUARE VERTICAL



L 550 x H 801 x D 173 mm  
L 21.5" x H 31.5" x D 7"



30 kg  
66 lbs



1.2 L  
1.27 qt  
adjustable flame



+/- 3 hours



2 KW  
6 824 BTU



Designed by  
DBK





> SQUARE VERTICAL



> BURNER



> OPTIONAL GLASS

# 07 - QWARA



> WHITE



L 600 x H 600 x D 170 mm  
L 23.5" x H 23.5" x D 6.5"



25 kg  
55 lbs



1.2 L  
1.27 qt  
adjustable flame



+/- 3 hours



2 KW  
6 824 BTU



Designed by  
DBK



# 08 - COLOMBUS



L 600 x H 500 x D 200 mm  
L 23.5" x H 19.5" x D 8"



22 kg  
49 lbs



1.2 L  
1.27 qt  
adjustable flame



+/- 3 hours




2 KW  
6 824 BTU



Designed by  
DBK



> WHITE



> HOW TO

# 09 - QUBE SMALL



> WHEELS > EASY TO MOVE



L 800 x H 800 x D 250 mm  
L 31.5" x H 31.5" x D 10"



45 kg  
99 lbs



1.5 L  
1.58 qt  
adjustable flame



+/- 6 hours



2.8 KW  
9 553 BTU



Designed by  
DBK

# 10 - QUBE LARGE



L 1200 x H 800 x D 300 mm  
L 47" x H 31.5" x D 11.5"



70 kg  
154 lbs



2 x 1.5 L  
2 x 1.58 qt  
adjustable flame



+/- 6 hours



5.6 KW  
19 106 BTU



Designed by  
DBK

# 11-NAVARRO LARGE



L 2000 x H 1100 x D 400mm  
L 78.7" x H 43.3" x D 15.7"



50 kg  
110 lbs



4 x 1L  
4 x 1.06 qt  
(adjustable flame)



+/- 3 hours



7.2KW - 24 657 BTU



Designed by  
DBK



# 12-NAVARRO SMALL



L 1000 x H 1100 x D 400mm  
L 39.4" x H 43.3" x D 15.7"



34 kg  
75 lbs



2 x 1L  
2 x 1.06 qt  
(adjustable flame)



+/- 3 hours



3.6 KW - 12 283 BTU



Designed by  
DBK

# 13 - ORLANDO



> WHEELS > EASY TO MOVE



L 1004 x H 704 x D 250 mm  
L 39.5" x H 27.5" x D 10"



45 kg  
99 lbs



1.5 L  
1.58 qt  
adjustable flame



+/- 6 hours



2.8 KW  
9 553 BTU



Designed by  
DBK

# 14 - KEOPS



L 500 x H 691 x D 350 mm  
L 19.5" x H 27" x D 13.5"



30 kg  
66 lbs



1.2 L  
1.27 qt  
adjustable flame



+/- 3 hours




2 KW  
6 824 BTU



Designed by  
DBK

# 15 - VENIZ + OPTIONAL GLASS



With glass : L 650 x H 500 x D 417 mm  
L 25.5" x H 19.5" x D 16"  
Without glass : L 604 x H 130 x D 400 mm  
L 23.5" x H 5" x D 15.5"



With glass : 20 kg - 44 lbs  
Without glass : 15 kg - 33 lbs



2 L  
2.11 qt  
adjustable flame



+/- 6 hours



2.8 KW  
9 553 BTU



Designed by  
DBK

# 16 - VENIZ



# 17 - COLUMN SMALL



L 404 x H 810 x D 404 mm  
L 15.5" x H 32" x D 15.5"



22 kg  
49 lbs



2 L  
2.11 qt  
adjustable flame



+/- 6 hours



2.8 KW  
9 553 BTU



Designed by  
DBK



> WHEELS > EASY TO MOVE

> HOW TO



# 18 - COLUMN LARGE



L 404 x H 1270 x D 404 mm  
L 15.5" x H 50" x D 15.5"



32 kg  
70 lbs



2 L  
2.11 qt  
adjustable flame



+/- 6 hours



2.8 KW  
9 553 BTU



Designed by  
DBK





> WHEELS > EASY TO MOVE

# 19 - VALETTA LARGE



L 1000 x H 600 x D 215 mm  
L 39" x H 23.5" x D 8.5"



20 kg  
44 lbs



1.5 L  
1.58 qt  
adjustable flame




+/- 6 hours



2.8 KW  
9 553 BTU



Designed by  
DBK



> AVAILABLE IN BLACK, WHITE OR BROWN



L 840 mm x H 400 mm x D 215 mm  
L 33' x H 15.7" x D 8.5"



20 kg  
44 lbs



1.5 L  
1.58 qt  
adjustable flame



+/- 6 hours



2.8 KW  
9 553 BTU



Designed by  
DBK

# 20 - PIPES SMALL & LARGE



Pipes small :

L 390 x H 600 x D 390 mm  
L 15" x H 23.5" x D 15"  
Ø per pipe : 100 mm - 4"

Pipes large :

L 390 x H 1200 x D 390 mm  
L 15" x H 47" x D 15"  
Ø per pipe : 100 mm - 4"



Pipes small :  
13 kg - 28 lbs  
Pipes large :  
18 kg - 39 lbs



3 x 0.33 L  
3 x 0.35 qt  
round burners with  
reducers



+/- 3 hours



2 KW  
6 824 BTU



Designed by  
Kris Malon



> HOW TO



## 21 - PIPES MINI



L 172 x H 250 x D 172 mm  
L 6.5" x H 10" x D 6.5"  
Ø per pipe : 60 mm - 2.4"



3.5 kg  
7.5 lbs



3 x 0.1 L  
3 x 0.11 qt  
round burners with reducers




+/- 2 hours



1.2 KW  
3 412 BTU



Designed by  
Kris Malon



## 22 - VALETTA



L 500 x H 300 x D 142 mm  
L 19.5" x H 12" x D 5.5"



12 kg  
26 lbs



0.5 L  
0.53 qt



+/- 2.5 hours



1.2 KW  
3 412 BTU



Designed by  
DBK





# 23 - LISBOA



> BLACK



> WHITE



L 400 x H 337 x D 300 mm  
L 15.5" x H 13" x D 11.5"



20 kg  
44 lbs



1.2 L  
1.27 qt  
adjustable flame



+/- 3 hours



2 KW  
6 824 BTU



Designed by  
DBK

# 24 - KASLIK



Kaslik small : L 250 x H 272 x D 250 mm  
L 10" x H 10.5" x D 10"  
Kaslik large : L 400 x H 422 x D 400 mm  
L 15.5" x H 16.5" x D 15.5"



Kaslik small : 8 kg - 17.5 lbs  
Kaslik large : 15 kg - 33 lbs



Kaslik small : 0.5 L  
adjustable flame  
Kaslik large : 1.2 L  
1.27 qt  
adjustable flame



+/- 3 hours




Kaslik small : 1.2 KW - 3 412 BTU  
Kaslik large : 2 KW - 6 824 BTU



Designed by  
DBK

## 25 - INSERT TABLE + OPTIONAL BOX



With box : L 463 x H 402 x D 343 mm  
L 18" x H 16" x D 13.5"  
Without box : L 422 x H 302 x D 250 mm  
L 16.5" x H 12" x D 10"



With box : 25 kg - 55 lbs  
Without box : 20 kg - 44 lbs



2 L  
2.11 qt  
adjustable flame



+/- 6 hours



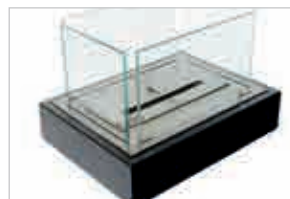
2.8 KW  
9 553 BTU



Designed by  
DBK



> HOW TO



## 26 - DESIGN TABLE

> EXAMPLE OF A DESIGN TABLE INSERTED IN AN EXISTING FIREPLACE



L 550 x H 302 x D 230 mm  
L 21.5" x H 12" x D 9"



10 kg  
22 lbs



1.5 L  
1.58 qt  
adjustable flame



+/- 6 hours



2.8 KW  
9 553 BTU



Designed by  
DBK



# 27 - BURNERS



## BURNER 2L / 2QTS



Burner 2L / 2qts :  
L 297 x H 54 x D 203 mm  
L 11.5" x H 2" x D 8"

Burner 2L / 2qts Insert :  
L 309 x H 54 x D 215 mm  
L 12" x H 2" x D 8.5"



3.5 kg - 7.5 lbs

## BURNER 2L / 2QTS INSERT



2 L adjustable flame  
2.11 qt



+/- 6 hours



2.8 KW - 9 553 BTU

## BURNER 5L / 5QTS INSERT



Burner 5L / 5qts :  
L 297 x H 105 x D 203 mm  
L 11.5" x H 4" x D 8"

Burner 5L / 5qts Insert :  
L 309 x H 105 x D 215 mm  
L 12" x H 4" x D 8.5"



4.5 kg - 10 lbs

## BURNER 5L / 5QTS INSERT



5 L adjustable flame  
5.28 qt



+/- 12 hours



2.8 KW - 9 553 BTU






### BURNER 60CM / 23"



### BURNER 60CM / 23" INSERT




 Burner 60cm / 23" :  
L 600 x H 54 x D 205 mm  
L 23.5" x H 2" x D 8"

Burner 60cm / 23" Insert :  
L 620 x H 54 x D 225 mm  
L 24" x H 2" x D 8.5"

 8 kg - 17 lbs

 3.5 L adjustable flame  
3.69 qt

 +/- 5 hours


 3.5 KW - 11 942 BTU

### BURNER 80CM / 32"



### BURNER 80CM / 32" INSERT




 Burner 80cm / 32" :  
L 800 x H 54 x D 205 mm  
L 31.5" x H 2" x D 8"

Burner 80cm / 32" Insert :  
L 820 x H 54 x D 225 mm  
L 32" x H 2" x D 8.5"

 9.5 kg - 21 lbs

 3.5 L adjustable flame  
3.69 qt

 +/- 4.5 hours


 3.5 KW - 11 942 BTU

### BURNER 100CM / 39"



### BURNER 100CM / 39" INSERT




 Burner 100cm / 39" :  
L 990 x H 54 x D 205 mm  
L 39" x H 2" x D 8"

Burner 100cm / 39" Insert :  
L 1010 x H 54 x D 225 mm  
L 39.5" x H 2" x D 8.5"

 12 kg - 26 lbs

 4.5 L adjustable flame  
4.75 qt


 +/- 4 hours

 4.5 KW - 15 355 BTU

# 2 - FUEGO BOX

## FUEGO BOX 2L /



 L 400 x H 100 x D 300 mm  
L 15.5" x H 4" x D 12"

 3 kg - 6 lbs

## FUEGO BOX 60CM & 80CM / 23" & 32"




Fuego Box 60cm : L 764 x H 100 x D 369 mm  
L 30" x H 4" x D 14.5"

 Fuego Box 80cm : L 960 x H 100 x D 369 mm  
L 37.5" x H 4" x D 14.5"

 Fuego Box 60cm : 5 kg - 11 lbs  
Fuego Box 80cm : 7 kg - 15 lbs



## FUEGO BOX 100CM / 39"



 L 1154 x H 100 x D 369 mm  
L 45.5" x H 4" x D 14.5"

 9 kg - 20 lbs

# ACCESSORIES



DECORATIVE STONES



DECORATIVE WOOD (SET2)



DECORATIVE WOOD (SET 1)



BIO-ETHANOL



BLACK BOX FOR BURNER 2L / 2QTS



# TECHNICAL INFORMATIONS

Product Name	PRODUCT SIZE & WEIGHT				COLOR					MATE- RIAL	FRONT GLASS	BURNER					ACCESSORIES							CLEARANCE					
	L (mm)	H (mm)	D (mm)	Weight (kg / lbs)	Black	White	Stainless Steel	Taupe	Green	Red	Powder Coated Steel	Stainless Steel	Included	Optional	Capacity (L / qt)	Adjustable flame	Burning time (hrs)	Heating capacity (KW)	Bio-ethanol	Safer-bio-fuel*	Hanging System	Extinguisher	Funnel	Lighter	Stones	Manual	Minimum room surface	Minimum distance to objects	
Diamond I	790 mm 31"	625 mm 24½"	200 mm 7½"	22 kg 49 lbs	✓	✓					✓		✓		1 L 1.06 qt		3	2 KW 6824 BTU	✓		✓	✓	✓	✓	✓	✓	✓	49 m³ 1730 ft³	1 m 3 feet
Diamond II	791 mm 31"	626 mm 24½"	201 mm 7½"	22 kg 49 lbs	✓	✓					✓		✓		1 L 1.06 qt		3	2 KW 6824 BTU	✓	✓	✓	✓	✓	✓	✓	✓	✓	49 m³ 1730 ft³	1 m 3 feet
Square Small I	880 mm 34½"	550 mm 21½"	163 mm 6½"	35 kg 79 lbs	✓	✓					✓	✓	✓		1.2 L 1.27 qt		3	2 KW 6824 BTU	✓		✓	✓	✓	✓	✓	✓	✓	49 m³ 1730 ft³	1 m 3 feet
Square Small II	880 mm 34½"	550 mm 21½"	163 mm 6½"	35 kg 79 lbs	✓	✓					✓	✓	✓		2.4 L 2.54 qt	✓	3	3.6 KW 12283 BTU	✓	✓	✓	✓	✓	✓	✓	✓	✓	62 m³ 2190 ft³	1 m 3 feet
Square Large I	1101 mm 43"	551 mm 21½"	163 mm 6½"	45 kg 92 lbs	✓	✓					✓	✓	✓		1.6 L 1.69 qt		3	2.6 KW 8877 BTU	✓		✓	✓	✓	✓	✓	✓	✓	54 m³ 1906 ft³	1 m 3 feet
Square Large II	1101 mm 43"	551 mm 21½"	163 mm 6½"	45 kg 92 lbs	✓	✓					✓	✓	✓		2.4 L 2.54 qt	✓	3	3.9 KW 13307 BTU	✓	✓	✓	✓	✓	✓	✓	✓	✓	62 m³ 2190 ft³	1 m 3 feet
Square XL I	1501 mm 59"	551 mm 21½"	163 mm 6½"	68 kg 149 lbs	✓	✓					✓	✓	✓		2.4 L 2.54 qt		3	4 KW 13657 BTU	✓		✓	✓	✓	✓	✓	✓	✓	62 m³ 2190 ft³	1 m 3 feet
Square XL II	880 mm 59"	551 mm 21½"	163 mm 6½"	68 kg 149 lbs	✓	✓					✓	✓	✓		3.6 L 3.80 qt	✓	3	5.4 KW 18425 BTU	✓	✓	✓	✓	✓	✓	✓	✓	✓	85 m³ 3002 ft³	1 m 3 feet
Square Vertical	551,6 mm 21½"	801 mm 31½"	173 mm 7"	30 kg 66 lbs	✓	✓					✓	✓	✓		1.2 L 1.27 qt	✓	3	2 KW 6824 BTU	✓	✓	✓	✓	✓	✓	✓	✓	✓	49 m³ 1730 ft³	1 m 3 feet
Qwara	600 mm 23½"	600 mm 23½"	170 mm 6½"	25 kg 55 lbs	✓	✓					✓		✓		1.2 L 1.27 qt	✓	3	2 KW 6824 BTU	✓	✓	✓	✓	✓	✓	✓	✓	✓	49 m³ 1730 ft³	1 m 3 feet
Colombus	600 mm 23½"	500 mm 19½"	200 mm 8"	22 kg 49 lbs	✓	✓					✓		✓		1.2 L 1.27 qt	✓	3	2 KW 6824 BTU	✓	✓	✓	✓	✓	✓	✓	✓	✓	49 m³ 1730 ft³	1 m 3 feet
Qube Small	800 mm 31½"	800 mm 31½"	250 mm 10"	45 kg 99 lbs	✓	✓					✓		✓		1.5 L 1.58 qt	✓	6	2.8 KW 9553 BTU	✓	✓		✓	✓	✓		✓	54 m³ 1906 ft³	1 m 3 feet	
Qube Large	1200 mm 47"	800 mm 31½"	300 mm 11½"	70 kg 154 lbs	✓	✓					✓		✓		3 L 3.17 qt	✓	6	5.6 KW 19106 BTU	✓	✓		✓	✓	✓		✓	85 m³ 3002 ft³	1 m 3 feet	
Orlando	1004 mm 39½"	704 mm 27½"	250 mm 10"	45 kg 99 lbs	✓	✓					✓		✓		1.5 L 1.58 qt	✓	6	2.8 KW 9553 BTU	✓	✓		✓	✓	✓		✓	54 m³ 1906 ft³	1 m 3 feet	
Keops	500 mm 19½"	691 mm 27"	350 mm 13½"	30 kg 66 lbs	✓	✓					✓		✓		1.2 L 1.27 qt	✓	3	2 KW 6824 BTU	✓	✓		✓	✓	✓		✓	49 m³ 1730 ft³	1 m 3 feet	
Veniz without glass	604 mm 23½"	130 mm 5"	400 mm 15½"	15 kg 33 lbs	✓	✓					✓		✓		2 L 2.11 qt	✓	6	2.8 KW 9553 BTU	✓	✓		✓	✓	✓		✓	54 m³ 1906 ft³	1 m 3 feet	

PRODUCT SIZE & WEIGHT					COLOR					MATE- RIAL	FRONT GLASS	BURNER					ACCESSORIES					CLEARANCE						
Product Name	L (mm)	H (mm)	D (mm)	Weight (kg / lbs)	Black	White	Stainless Steel	Taupe	Green	Red	Powder Coated Steel	Stainless Steel	Included	Optional	Capacity (L / qt)	Adjustable flame	Burning time (hrs)	Heating capacity (KW)	Bio-ethanol	Safer-bio-fuel*	Hanging System	Extinguisher	Funnel	Lighter	Stones	Manual	Minimum room surface	Minimum distance to objects
Veniz with glass	650 mm 25½"	500 mm 19½"	417 mm 16"	20 kg 44 lbs	✓	✓					✓	✓			2 L 2.11 qt	✓	6	2.8 KW 9553 BTU	✓	✓		✓	✓	✓		✓	54 m³ 1906 ft³	1 m 3 feet
Column Small	404 mm 15½"	810 mm 32"	404 mm 15½"	22 kg 49 lbs	✓	✓					✓	✓			2 L 2.11 qt	✓	6	2.8 KW 9553 BTU	✓	✓		✓	✓	✓		✓	54 m³ 1906 ft³	1 m 3 feet
Column Large	404 mm 15½"	1270 mm 50"	404 mm 15½"	32 kg 70 lbs	✓	✓					✓	✓			2 L 2.11 qt	✓	6	2.8 KW 9553 BTU	✓	✓		✓	✓	✓		✓	54 m³ 1906 ft³	1 m 3 feet
Pipes Mini	172 mm 6½"	250 mm 10"	172 mm 6½"	¾ kg 7½ lbs			✓				✓				0.3 L 0.35qt		2	1.2 KW 3412 BTU	✓			✓	✓	✓		✓	outdoor use	1 m 3 feet
Pipes Small	390 mm 15"	600 mm 23½"	390 mm 15"	13 kg 28 lbs			✓				✓				1.2 L 1.27 qt		3	2 KW 6824 BTU	✓			✓	✓	✓		✓	outdoor use	1 m 3 feet
Pipes Large	390 mm 15"	1200 mm 47"	390 mm 15"	18 kg 39 lbs			✓				✓				1.2 L 1.27 qt		3	2 KW 6824 BTU	✓			✓	✓	✓		✓	outdoor use	1 m 3 feet
Valetta	500 mm 19½"	300 mm 12"	142 mm 5½"	12 kg 26 lbs	✓	✓		✓			✓	✓			0.5 L 0.53 qt		2½	1.2 KW 3412 BTU	✓			✓	✓	✓		✓	30 m³ 1059 ft³	1 m 3 feet
Valetta Large	1000 mm 39"	600 mm 23½"	215 mm 8½"	20 kg 44 lbs	✓	✓		✓			✓	✓			1.5 L 1.58 qt	✓	3	2.8 KW 9553 BTU	✓	✓		✓	✓	✓		✓	49 m³ 1730 ft³	1 m 3 feet
Lisboa	400 mm 15½"	337 mm 13"	300 mm 11½"	20 kg 44 lbs	✓	✓		✓		✓	✓	✓			1.2 L 1.27 qt	✓	3	2.6 KW 8877 BTU	✓	✓		✓	✓	✓		✓	30 m³ 1059 ft³	1 m 3 feet
Kaslik Small	250 mm 10"	271 mm 10½"	250 mm 10"	8 kg 17½ lbs	✓	✓			✓	✓	✓	✓			0.5 L 0.53 qt	✓	3	1.2 KW 3412 BTU	✓			✓	✓	✓		✓	30 m³ 1059 ft³	1 m 3 feet
Kaslik Large	400 mm 15½"	421 mm 16½"	400 mm 15½"	15 kg 33 lbs	✓	✓			✓	✓	✓	✓			1.2 L 1.27 qt	✓	3	2 KW 6824 BTU	✓	✓		✓	✓	✓		✓	49 m³ 1730 ft³	1 m 3 feet
Insert Table	422 mm 16½"	302 mm 12"	250 mm 10"	20 kg 44 lbs			✓				✓	✓	✓		2 L 2.11 qt	✓	6	2.8 KW 9553 BTU	✓	✓		✓	✓	✓		✓	54 m³ 1906 ft³	1 m 3 feet
Design Table	550 mm 21½"	302 mm 12"	230 mm 9"	10 kg 22 lbs	✓						✓	✓			1.5 L 1.58 qt	✓	6	2.8 KW 9553 BTU	✓	✓		✓	✓	✓		✓	54 m³ 1906 ft³	1 m 3 feet
Navarro	2000mm 78½"	1100mm 43½"	400mm 15½"	50 kg 110 lbs	✓						✓				1 L 1.06 qt	✓	4	7.2 KW 24567 BTU	✓	✓		✓	✓		✓	85 m³ 3002 ft³	1 m 3 feet	
Navarro small	1100mm 43½"	1000mm 39½"	400mm 15½"	34 kg 75 lbs	✓						✓				1 L 1.06 qt	✓	2	3.6KW 12284 BTU	✓	✓		✓	✓		✓	62 m³ 2190 ft³	1 m 3 feet	

# TECHNICAL INFORMATIONS

Product Name	PRODUCT SIZE & WEIGHT				COLOR					MATE- RIAL	FRONT GLASS	BURNER					ACCESSORIES						CLEARANCE					
	L (mm)	H (mm)	D (mm)	Weight (kg / lbs)	Black	White	Stainless Steel	Taupe	Green	Red	Powder Coated Steel	Stainless Steel	Included	Optional	Capacity (L / qt)	Adjustable flame	Burning time (hrs)	Heating capacity (KW)	Bio-ethanol	Safer-bio-fuel*	Hanging System	Extinguisher	Funnel	Lighter	Stones	Manual	Minimum room surface	Minimum distance to objects
Burner 2 L	297 mm 11½"	54 mm 2"	203 mm 8"	3½ kg 7½ lbs			✓				✓			2 L 2.11 qt	✓	6	2.8 KW 9553 BTU	✓	✓		✓	✓	✓			✓	54 m³ 1906 ft³	1 m 3 feet
Burner 2 L Insert	309 mm 12"	54 mm 2"	215 mm 8½"	3½ kg 7½ lbs			✓				✓			2 L 2.11 qt	✓	6	2.8 KW 9553 BTU	✓	✓		✓	✓	✓			✓	54 m³ 1906 ft³	1 m 3 feet
Burner 5 L	297 mm 11½"	105 mm 4"	203 mm 8"	4½ kg 10 lbs			✓				✓			5 L 5.28 qt	✓	12	2.8 KW 9553 BTU	✓	✓		✓	✓	✓			✓	54 m³ 1906 ft³	1 m 3 feet
Burner 5 L Insert	309 mm 12"	105 mm 4"	215 mm 8½"	4½ kg 10 lbs			✓				✓			5 L 5.28 qt	✓	12	2.8 KW 9553 BTU	✓	✓		✓	✓	✓			✓	54 m³ 1906 ft³	1 m 3 feet
Burner 60 cm	600 mm 23½"	54 mm 2"	205 mm 8"	8 kg 17 lbs			✓				✓			3.5 L 3.69 qt	✓	5	3.5 KW 11942 BTU	✓	✓		✓	✓	✓			✓	62 m³ 2190 ft³	1 m 3 feet
Burner 60 cm Insert	620 mm 24"	54 mm 2"	225 mm 8½"	8 kg 17 lbs			✓				✓			3.5 L 3.69 qt	✓	5	3.5 KW 11942 BTU	✓	✓		✓	✓	✓			✓	62 m³ 2190 ft³	1 m 3 feet
Burner 80 cm	800 mm 31½"	54 mm 2"	205 mm 8"	9½ kg 21 lbs			✓				✓			3.5 L 3.69 qt	✓	4½	3.5 KW 11942 BTU	✓	✓		✓	✓	✓			✓	62 m³ 2190 ft³	1 m 3 feet
Burner 80 cm Insert	820 mm 32"	54 mm 2"	225 mm 8½"	9½ kg 21 lbs			✓				✓			3.5 L 3.69 qt	✓	4½	3.5 KW 11942 BTU	✓	✓		✓	✓	✓			✓	62 m³ 2190 ft³	1 m 3 feet
Burner 100 cm	990 mm 39"	54 mm 2"	205 mm 8"	12 kg 26 lbs			✓				✓			4.5 L 4.75 qt	✓	4	4.5 KW 15355 BTU	✓	✓		✓	✓	✓			✓	85 m³ 3002 ft³	1 m 3 feet
Burner 100 cm Insert	1010 mm 39½"	54 mm 2"	225 mm 8½"	12 kg 26 lbs			✓				✓			4.5 L 4.75 qt	✓	4	4.5 KW 15355 BTU	✓	✓		✓	✓	✓			✓	85 m³ 3002	1 m 3 feet
Insert Table box	463 mm 18"	100 mm 4"	343 mm 13½"	5 kg 11 lbs	✓	✓					✓																	
Fuego Box for Burner 2 L	400 mm 15½"	100 mm 4"	300 mm 12"	3 kg 6 lbs	✓	✓					✓																	
Fuego Box Burner 60 cm	764 mm 30"	100 mm 4"	369 mm 14½"	5 kg 11 lbs	✓						✓																	
Fuego Box Burner 80 cm	960 mm 37½"	100 mm 4"	369 mm 14½"	7 kg 15 lbs	✓						✓																	
Fuego Box Burner 100 cm	1154 mm 45½"	100 mm 4"	369 mm 14½"	9 kg 20 lbs	✓						✓																	
Black Box for Burner 2 L	325 mm 12½"	80 mm 3"	231 mm 9"	5 kg 11 lbs	✓						✓																	



**Bio-Blaze**

WWW.BIO-BLAZE.COM

Despite all the care spent to the content of this catalogue, neither the author nor the publisher accept responsibility for damages resulting from any error in this edition

© Copyright



**Bio-Blaze**

WWW.BIO-BLAZE.COM

Tel +32(0)55 310 012

Fax +32(0)55 210 600

info@bio-blaze.com



facebook.com/bioblazefireplaces

**Bio-Blaze Europe** Rue Cache Lannoye, 2 B-7750 Amougies Belgium

**Bio-Blaze USA** 61 Industrial Parkway B2 Mound House, NV 89706 phone 877-455-9888

Your exclusive Bio-Blaze® dealer

w w w . b i o - b l a z e . c o m